

WK-600

USER GUIDE

English version



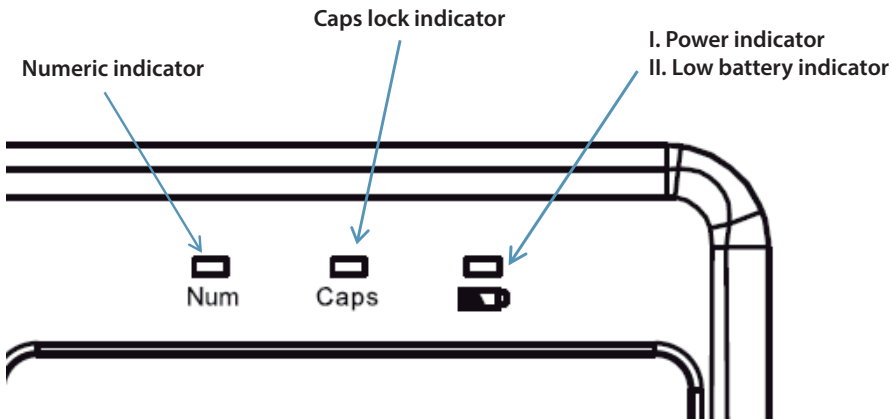
Package content:

- 1 x 2.4G wireless keyboard
- 1 x 2.4G USB receiver
- 1 x User guide
- 2 x AAA batteries


Main features:


1. Wireless keyboard with touchpad
2. Suitable for all-in-one computers, laptops, desktop computers, Smart TV, etc.
3. Keys of greater comfort when writing
4. For its operation, it uses 2 AAA batteries

1 Light analysis

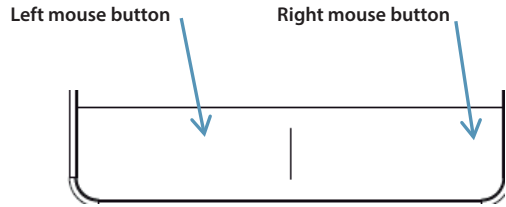
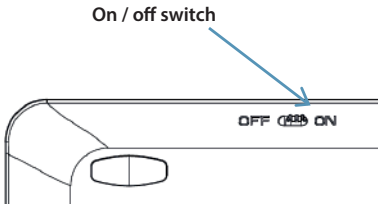


 Numeric indicator: Press Fn+F11, LED will be blue. Press them again, LED will be off.

 CapsLock indicator: Press CapsLock key, LED will be blue. Press it again, LED will be off.

 I. Power indicator: once the keyboard is on, the LED will flash red.

ii. Low battery indicator : If battery is lower than 2.1V, LED will flash red light.



Connection steps:







Step1. 2.4G USB receiver connect to device's USB port.

Step2. Assembly 2 AAA batteries, switch power button to [ON] side.




Step3. [Power] indicator flashes red, then off. Connected successfully.


















2 Touch panel analysis

1. When using Windows systems

Touchpad function	Finger action picture	Finger action
Move cursor		One finger Slide
Click once or Click twice		One/Two finger(s) click once or click twice
Scroll on parallel or vertical		Two fingers slide
Zoom in		Slide to two sides from center
Zoom out		Slide to center from two sides
Show Desktop		Three fingers slide down

2. When using Android systems

Touchpad function	Mouse function	Finger action picture	Finger action
Move	Move the cursor		Finger slide
click touchpad once	click touchpad once		One finger click
Click right key once	Click right key once		Two fingers click

	Media player		Mute		Screenshot
	Play / Pause		Home		Page up
	Last track		Search		Page down
	Next track		Favorites		Line front
	Volume down		Insert		Line end
	Volume up		Numeric block		

Power saving mode

The keyboard will enter sleep mode when idle for 10 minutes.

To activate it, press any key and wait for 3 seconds.

Specifications

Chip	MOSART Taiwan
Dimensions	366.54x121.33x18.36mm
Operation range	Up to 10 meters
Energy supply	2 x AAA batteries
Key Life	3 million pulsations
Size of touchpad	89.6x74.6mm

Security instructions

1. Keep the keyboard away from sharp objects that could damage it.
2. Do not put heavy objects on the keyboard.
3. Do not stretch, twist or apply force to the keyboard.
4. To clean the keyboard, gently wipe it using a moist cotton cloth.
5. Make sure the keyboard is turned off before cleaning. Do not use liquid cleanser.